



## Temperature control relay for lift service rooms - according to EN81 - 35 mm HT81 -2 Part number 84874120



- Control relay designed to monitor the temperature in lift machine rooms in accordance with standard EN81
- PT100 input
- Adjustable control between 5 °C and 40 °C
- Independent setting of high and low thresholds
- Built-in phase control option

### Part numbers

Type	Function	Nominal voltage (V)	3-phase control
84874120 HT81 -2	Under/Overtemperature window mode	24 →240 V AC/DC	-

### Specifications

#### Supply

Supply voltage Un	24 V →240 V AC/DC
Voltage supply tolerance	-15 %, + 10 % AC -10 %, +10 % DC
Operating range	20,4 V →264 V AC 21,6 V →264 V DC
Polarity with DC voltage	No
AC supply voltage frequency	50 / 60 Hz ±10 %
Power consumption at Un	3.5 VA in AC/0.6 W in DC
Immunity from micro power cuts	10 ms

#### Inputs and measuring circuit

Low temperature measurement selection	-1 °C, 1 °C, 3 °C, 5 °C, 7 °C, 9 °C, 11 °C
High temperature measurement selection	34 °C, 36 °C, 38 °C, 40 °C, 42 °C, 44 °C, 46 °C
Temperature measurement input resistance	1330 Ω
Fixed hysteresis	2 °C
Display precision	± 2 %
Max. length of PT100 probe cables	10 m

#### Timing

Delay on threshold crossing	1 →10 s
Display precision	0, + 10 %
Reset time	8 s
Delay on pick-up	200 ms
Maximum response time on disappearance of fault	3.5 s for a temperature fault 500 ms for a phase fault

#### Output

Type of contacts	No cadmium
Maximum breaking voltage	250 V AC/DC
Max. breaking current	5 A AC/DC
Min. breaking current	10 mA / 5 V DC
Electrical life (number of operations)	1 x 10 <sup>4</sup>
Breaking capacity (resistive)	1250 VA AC
Maximum rate	360 operations/hour at full load
Operating categories acc. to IEC/EN 60947-5-1	AC 12, AC 13, AC 14, AC 15, DC 12, DC 13, DC 14
Mechanical life (operations)	30 x 10 <sup>6</sup>

#### Insulation

Insulation coordination (IEC/EN 60664-1)	Overvoltage category III : degree of pollution 3
Rated impulse withstand voltage (IEC/EN 60664-1)	4 kV (1,2 / 50 μs)
Dielectric strength (IEC/EN 60664-1)	2 kV AC 50 Hz 1 min.
Insulation resistance (IEC/EN 60664-1)	> 100 MΩ - 500 V DC

#### General characteristics

Display power supply	Green LED
Temperature indication	Yellow LED (HWT81)
"Phase" indication	Yellow LED (HWT81)
High threshold relay	Yellow LED (HT81, HT81-2)
Low threshold relay	Yellow LED (HT81, HT81-2)
Casing	35 mm
Mounting	On 35 mm symmetrical DIN rail, IEC/EN 60715

Mounting position	All positions
Material : enclosure plastic type VO to UL94 standard	Incandescent wire test according to IEC 60695-2-11 & NF EN 60695-2-11
Protection (IEC/EN 60529)	Terminal block : IP 20 IP 30 casing
Weight	121 g
Connecting capacity IEC/EN 60947-1	Rigid : 1 x 4 <sup>2</sup> - 2 x 2,5 <sup>2</sup> mm <sup>2</sup> 1 x 11 AWG - 2 x 14 AWG Flexible with ferrules : 1 x 2,5 <sup>2</sup> - 2 x 1,5 <sup>2</sup> mm <sup>2</sup> 1 x 14 AWG - 2 x 16 AWG
Max. tightening torques IEC/EN 60947-1	0,6 →1 Nm / 5,3 →8,8 Lbf.In
Operating temperature IEC/EN 60068-2	-20 →+50 °C
Storage temperature IEC/EN 60068-2	-40 →+70 °C
Humidity IEC/EN 60068-2-30	2 x 24 hr cycle 95 % RH max. without condensation 55 °C
Vibrations according to IEC/EN60068-2-6	10 →150 Hz, A = 0.035 mm
Shocks IEC/EN 60068-2-6	5 g

### Standards

Marking	CE (LVD) 73/23/EEC - EMC 89/336/EEC
Product standard	NF EN 60255-6 / IEC 60255-6 / UL 508 / CSA C22.2 N°14 / EN 81-1
Electromagnetic compatibility	Immunity EN 61000-6-2/IEC 61000-6-2 Emission EN 61000-6-4/EN 61000-6-3 IEC 61000-6-4/IEC 61000-6-3 Emission EN 55022 class B
Certifications	UL, CSA, GL
Conformity with environmental directives	RoHS, WEEE

### Inputs and measuring circuit

Phase control voltage range	-
Phase failure detection with regeneration	-
Frequency of measured signal	-
Relay drop-out voltage (phase failure)	-
3-phase input resistors	-

### Timing

Maximum response time in the event of a 3-phase fault (ms)	-
--	---

### Output

Type of output	2 single pole NO relay
----------------	------------------------

### Insulation

Galvanic isolation of power supply/measurement	Yes, between power supply and PT100 (transformer) Yes, between power supply and output (transformer and relay) Yes, between PT100 and output (relay)
Nominal insulation voltage	250 V

### Comments

### Accessories

Description	Code
Removable sealable cover for 35 mm casing	84800001

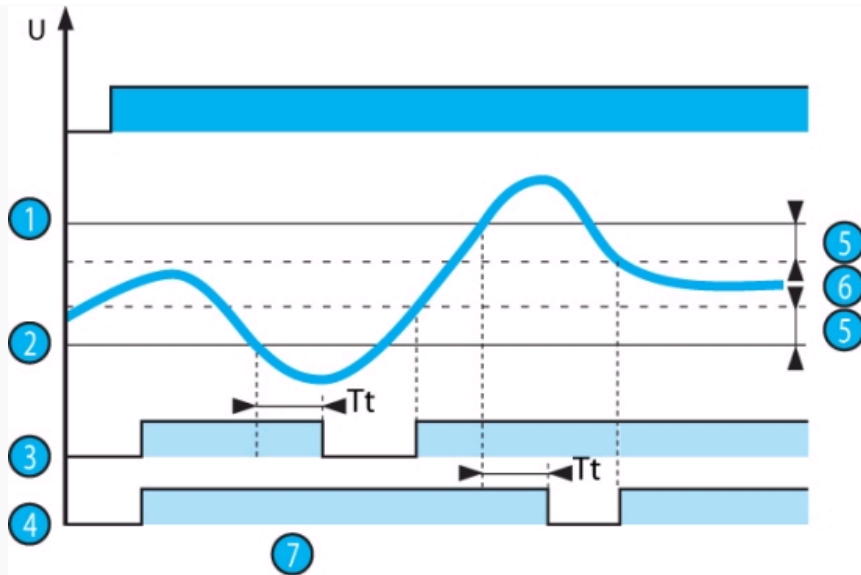
### Principles



### Overview

Temperature control relays for lift machine rooms are designed for monitoring the temperature between 5 °C and 40 °C according to standard EN81.

### Principles



**HT81-2 operating principle :**

As long as the temperature controlled by the PT100 stays between the two preset thresholds on the front face, the output relays are closed and their yellow LEDs are lit. When the temperature exceeds one of the preset thresholds on the front face (upper or lower threshold), the preset time delay on the front face (Tt) is activated. The yellow LED corresponding to the threshold exceeded (upper or lower) flashes.

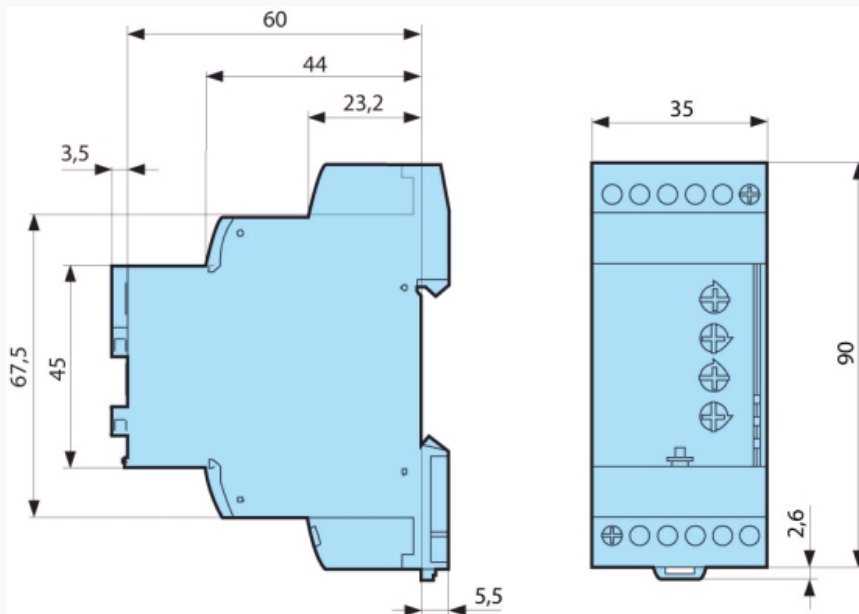
At the end of the time delay, if the temperature is still beyond one of the preset thresholds, the corresponding output relay opens and the yellow LED corresponding to the threshold exceeded is extinguished.

The output relay closes instantaneously (at about the response time for disappearance of a fault) when the temperature returns within the window of the two preset thresholds on the front face plus (or minus) the fixed hysteresis.

If the PT100 probe is wired incorrectly (missing or short-circuited) the output relays open and all 3 LEDs flash.

N°	Legend
1	High threshold
2	Low threshold
3	Low threshold relay R1
4	High threshold relay R2
5	Hysteresis
6	Monitored temperature
7	Threshold crossing delay adjustable on front face (Tt)

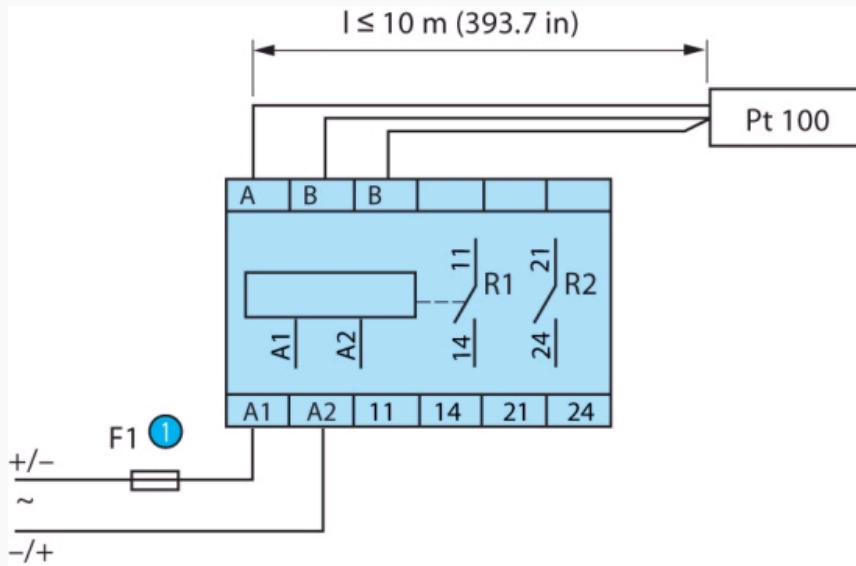
**Dimensions (mm)**



mm

## Connections

HT81 -2



N°	Legend
①	Fusible ultra rapide 1 A ou coupe circuit

## Product adaptations



- Customisable colours and labels
- Fixed threshold in the generic measurement range
- Fixed or adjustable time delay
- Adjustable fixed hysteresis