



EUL/EUH AC/DC voltage control EUL Part number 84872024



- Voltage monitoring
- 2 relays to cover 6 ranges of measurement : 0.2V to 600V
- Automatic recognition AC/DC
- Frequency up to 500 Hz

Part numbers

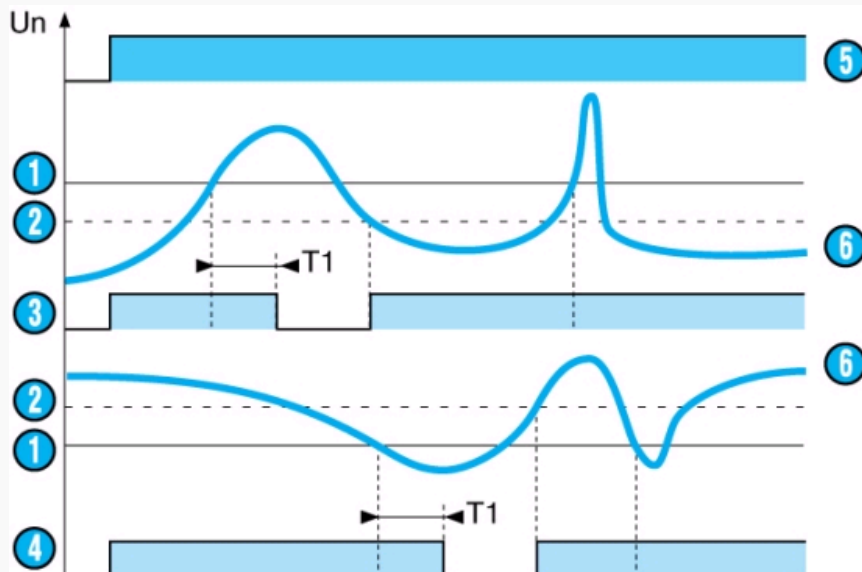
	Type	Measurement range	Supply voltage
84872024	EUL	0,2 →60 V	230 V AC

Specifications

Supply voltage Un	24 V, 120 V, 230 V, 50/60 Hz (galvanic isolation via transformer) 24 V (no galvanic isolation). In this case, the product power supply and measuring circuit power supply must be electrically isolated.
Operating range	0,85 1,15 Un
Maximum power consumption	3 VA / 1 W
Frequency of measured signal	40 500 Hz
Threshold Ue	Adjustment from 10 to 100 % of the measurement range
Hysteresis	Adjustment from 5 to 50 % of the displayed threshold
Display precision	± 10 % of the full scale
Delay on threshold crossing Tt	0,1 3 s ±10 %
Output relay	1 AgNi changeover, 8 A max
Temperature Use (°C)	-20 →+60
Storage temperature (°C)	-30 →+70

Inputs	E1-M E2-M E3-M
Sensitivity	E1-M : 0,2 to 2V E2-M : 1 to 10V E3-M : 6 to 60V
Input resistance	E1-M : 2kΩ E2-M : 10kΩ E3-M : 60kΩ

Principles

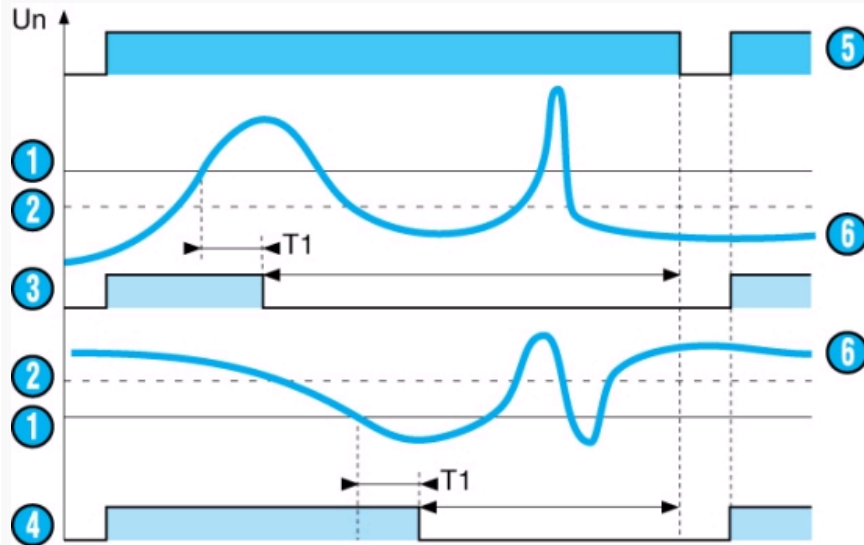


When the value of the controlled voltage, AC or DC, reaches the threshold U_e displayed on the front face, the output relay changes state at the end of a time delay T_1 , which can be set on the front face at between 0.1 and 3s.

Once the voltage drops below 5 to 50 % of the threshold (hysteresis), the output relay changes state again instantly. Changing the hysteresis on the front face does not therefore modify the value of the preset threshold.

N°	Legend
①	Threshold U_e
②	Hysteresis
③	UPPER function
④	UNDER function
⑤	Unit power-up
⑥	Controlled voltage

Principles

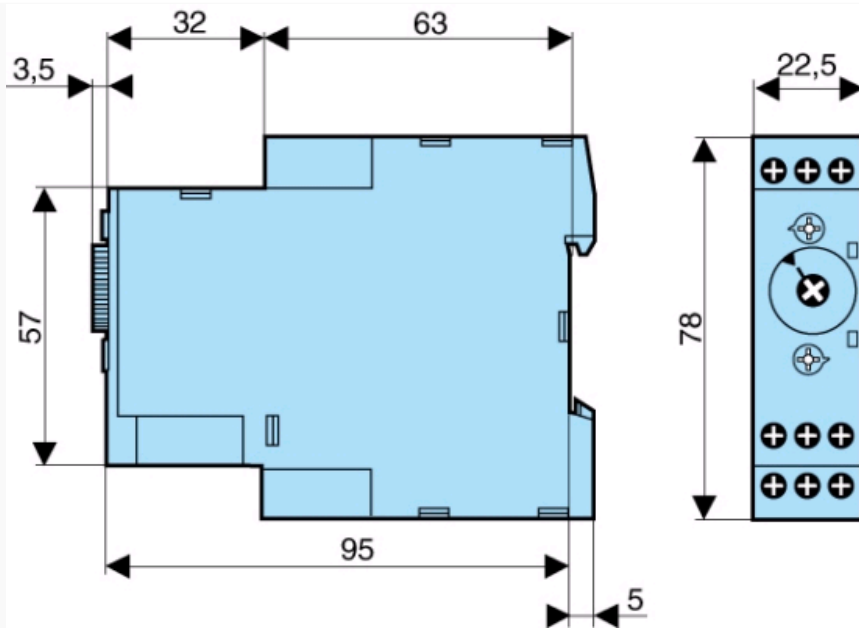


When the value of the controlled voltage, AC or DC, reaches the threshold U_e displayed on the front face, the output relay changes state at the end of a time delay T_1 , which can be set on the front face at between 0.1 and 3s and remains latched in this position.

N°	Legend
①	Threshold U_e
②	Hysteresis
③	UPPER function
④	UNDER function
⑤	Unit power-up
⑥	Controlled voltage
⑦	*** TRADUCTION MANQUANTE ***

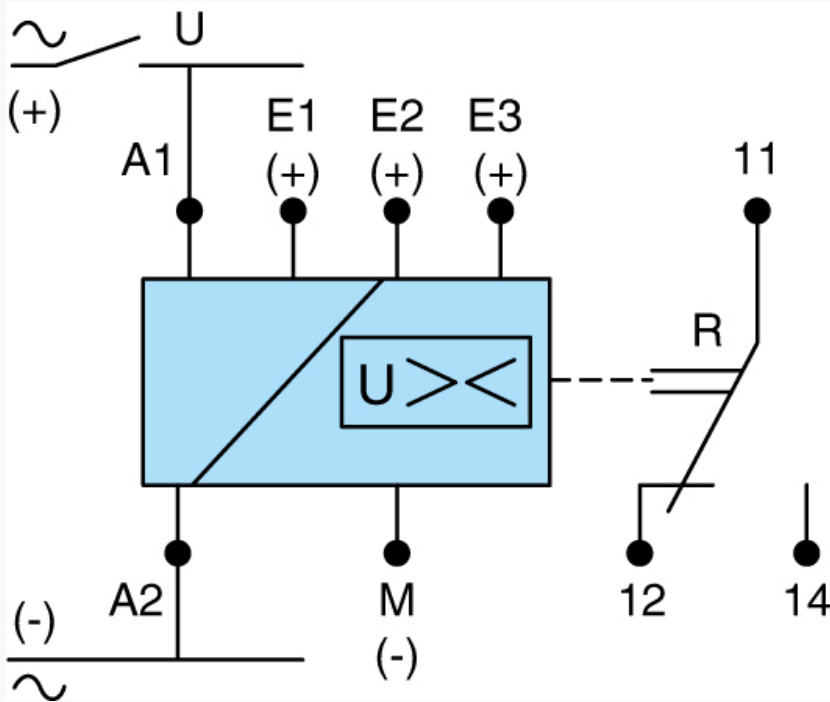
Dimensions (mm)

EUL / EUH



Connections

EUL

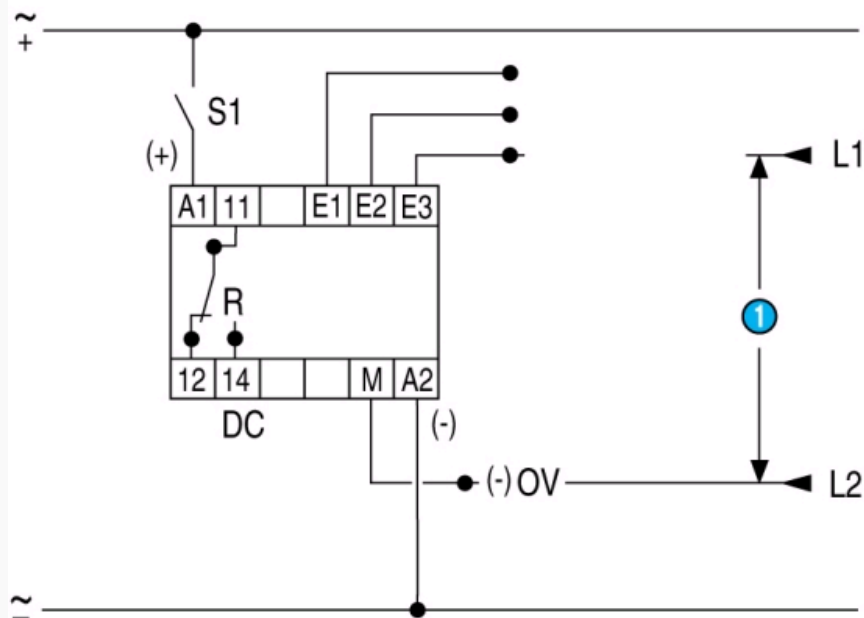


Legend

A1 - A2 : Supply voltage

Connections

EUL / EUH



N°	Legend
1	Supply voltage to be monitored