

ER-F SERIES

Related Information

- General terms and conditions..... F-17
- Selection guide P.1075~
- Glossary of terms..... P.1401
- General precautions P.1405



panasonic-electric-works.net/sunx

A compact shape for reducing workbench clutter

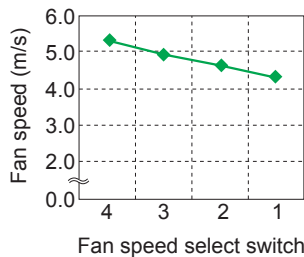
Compact size of 150 × 166 × 62 mm (5.906 × 6.535 × 2.441 in)
Low-volume fan type also available for various applications

An ionizer with a 120 mm **4.724 in** fan diameter that has a class leading compact size for reducing workbench clutter and increasing efficiency.

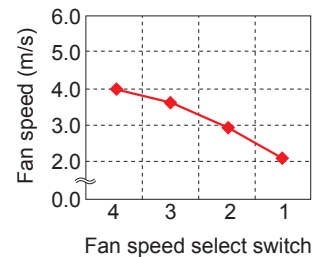
Low-volume fan type with a suppressed fan speed of approx. half is available for charge removal in processes which involve handling of small parts or thin films.

* Graphs represent typical values at 300 mm **11.811 in** from directly in front of air outlet, straight louver, with no filter installed.

Standard fan type ER-F12



Low-volume fan type ER-F12S



Two exchangeable louvers to suit your needs

Just simply replace the louver to change configuration between long distance and wide area ionization.

The two louvers come with the ionizer main body.

Straight louver



Removes charges quickly at long distance

Angle louver



Removes charges completely in wide area

- FIBER SENSORS
- LASER SENSORS
- PHOTOELECTRIC SENSORS
- MICRO PHOTOELECTRIC SENSORS
- AREA SENSORS
- LIGHT CURTAINS
- PRESSURE / FLOW SENSORS
- INDUCTIVE PROXIMITY SENSORS
- PARTICULAR USE SENSORS
- SENSOR OPTIONS
- SIMPLE WIRE-SAVING UNITS
- WIRE-SAVING SYSTEMS
- MEASUREMENT SENSORS

STATIC CONTROL DEVICES


- ENDOSCOPE
- LASER MARKERS
- PLC / TERMINALS
- HUMAN MACHINE INTERFACES
- ENERGY CONSUMPTION VISUALIZATION COMPONENTS
- FA COMPONENTS
- MACHINE VISION SYSTEMS
- UV CURING SYSTEMS

- Selection Guide
- Static Removers
- Cleaning Box
- Pluse Air-gun
- Electrostatic Sensor

- ER-Q
- ER-F**
- ER-TF
- ER-VW
- ER-V

Remove the louver for effortless maintenance

Because the discharge needle unit is attached to the louver, exchange or maintenance of the needles is made easy without touching the main unit. A safe design where once the louver is removed, the high-voltage circuit and the fan will halt.



ORDER GUIDE

Type	Appearance	Charge removal time ($\pm 1,000$ V \rightarrow ± 100 V)	Ion balance	Model No.
Standard fan type		1 sec. approx. (Note 1)	± 10 V or less (Note 2)	ER-F12
Low-volume fan type		1.5 sec. approx. (Note 1)		ER-F12S

Notes: 1) Typical value at 200 mm **7.874 in** from directly in front of air outlet, fan speed MAX, straight louver, with no filter installed.

2) Typical value at 300 mm **11.811 in** from directly in front of air outlet, fan speed MAX, straight louver, with no filter installed.

OPTIONS

Type	Model No.	Description
AC adapter	ER-FAPS-J2	IN: 100 to 240 V AC 50 / 60 Hz OUT: 24 V DC, 2.0 A
	ER-FAPS-EX (Note)	Cable length between connector and AC adaptor: 1.8 m 5.905 ft AC cable: 125 V rated (an accessory to ER-FAPS-J2 only)
Discharge needle unit	ER-F12ANT	Unit with tungsten needles (1 pc.)
Air filter	ER-F12FX5	Replacement filter (5 pcs. per set)

Note: Please prepare an AC cable separately as it is needed.



Inlet configuration (IEC 60320-C13)

FIBER SENSORS

LASER SENSORS

PHOTO-ELECTRIC SENSORS

MICRO PHOTO-ELECTRIC SENSORS

AREA SENSORS

LIGHT CURTAINS

PRESSURE / FLOW SENSORS

INDUCTIVE PROXIMITY SENSORS

PARTICULAR USE SENSORS

SENSOR OPTIONS

SIMPLE WIRE-SAVING UNITS

WIRE-SAVING SYSTEMS

MEASUREMENT SENSORS

STATIC CONTROL DEVICES

ENDOSCOPE

LASER MARKERS

PLC / TERMINALS

HUMAN MACHINE INTERFACES

ENERGY CONSUMPTION VISUALIZATION COMPONENTS

FA COMPONENTS

MACHINE VISION SYSTEMS

UV CURING SYSTEMS

Selection Guide

Static Removers

Cleaning Box

Pluse Air-gun

Electrostatic Sensor

ER-Q**ER-F****ER-TF****ER-VW****ER-V**

SPECIFICATIONS

Type	Standard fan type	Low-volume fan type
Item	Model No. ER-F12	ER-F12S
Charge removal time	1 sec. approx. (Note 1)	1.5 sec. approx. (Note 1)
Ion balance	±10 V or less (Note 2)	
Power supply voltage	24 V DC ±10%	
Power consumption	700 mA or less	400 mA or less
Discharge method	High-frequency AC method	
Discharge output voltage	± 2 kV approx.	
Max. fan speed	5.3 m/s (Note 2)	4.0 m/s (Note 2)
Max. fan volume	3.68 m³/min	2.50 m³/min
Main functions	Error output, Discharge halt input	
Indicators	Discharge error (Red), Fan error (Red), Power (Green), Discharge (Green)	
Ozone generation amount	0.04 ppm or less (Note 1)	
Ambient temperature	0 to +50°C +32 to +122°F (No dew condensation) , Storage: -10 to +65°C +14 to +149°F	
Ambient humidity	35 to 65% RH (No dew condensation) , Storage: 35 to 65% RH	
Grounding method	C (capacitor) grounding	
Material	Enclosure: ABS, Louver: ABS, Discharge needle unit: PBT, Discharge needle: Tungsten, Bracket: SPHC	
Weight	Main unit: 790 g approx.	
Accessories	Straight louver: 1 pc. (Note 3), Angle louver: 1 pc., Caution label: 1 set, Rubber cushion: 1 pc.	

Notes: 1) Typical value at 200 mm **7.874 in** from directly in front of air outlet, fan speed MAX, straight louver, with no filter installed.
 2) Typical value at 300 mm **11.811 in** from directly in front of air outlet, fan speed MAX, straight louver, with no filter installed.
 3) The discharge needle unit is loaded on the straight louver before shipment.

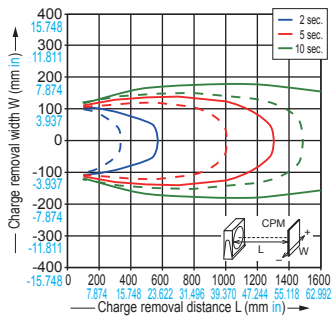
CHARGE REMOVAL CHARACTERISTICS (TYPICAL)

Measured using a 150 mm × 150 mm **5.906 in × 5.906 in** CPM (charge plate monitor)
 (At center of CPM)

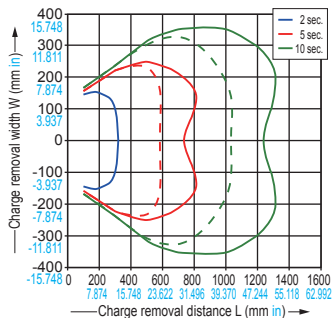
ER-F12 ER-F12S

Solid lines in the graphs show **ER-F12**. Dotted lines show **ER-F12S**.

Charge removal field (Fan speed MAX, straight louver is mounted)



Charge removal field (Fan speed MAX, angle louver is mounted)



ER-Q

ER-F

ER-TF

ER-VW

ER-V

FIBER SENSORS

LASER SENSORS

PHOTO-ELECTRIC SENSORS

MICRO PHOTO-ELECTRIC SENSORS

AREA SENSORS

LIGHT CURTAINS

PRESSURE / FLOW SENSORS

INDUCTIVE PROXIMITY SENSORS

PARTICULAR USE SENSORS

SENSOR OPTIONS

SIMPLE WIRE-SAVING UNITS

WIRE-SAVING SYSTEMS

MEASUREMENT SENSORS

STATIC CONTROL DEVICES

ENDOSCOPE

LASER MARKERS

PLC / TERMINALS

HUMAN MACHINE INTERFACES

ENERGY CONSUMPTION VISUALIZATION COMPONENTS

FA COMPONENTS

MACHINE VISION SYSTEMS

UV CURING SYSTEMS

Selection Guide

Static Removers

Cleaning Box

Pulse Air-gun

Electrostatic Sensor

PRECAUTIONS FOR PROPER USE

Refer to General precautions.



- Never use this product in a device for personnel protection.
- In case of using sensing devices for personnel protection, use products which meet laws and standards, such as OSHA, ANSI or IEC etc., for personnel protection applicable in each region or country.
- Do not use this product in places where there may be a danger of flammable or combustible items being present.
- If this product is used in an airtight room, ozone emitted from this product may be detrimental. Therefore, in order for this product to be used in an airtight room, be sure to keep the room ventilated.
- Since the tip of the discharge needle is sharp, take sufficient care in handling the discharge needle.
- Clean the discharge needle regularly, otherwise optimum charge removal performance may not be obtained and fire or operating problems may occur.
- Be sure to ground the frame ground (F.G.) terminal.

FIBER SENSORS

LASER SENSORS

PHOTO-ELECTRIC SENSORS

MICRO PHOTO-ELECTRIC SENSORS

AREA SENSORS

LIGHT CURTAINS

PRESSURE / FLOW SENSORS

INDUCTIVE PROXIMITY SENSORS

PARTICULAR USE SENSORS

SENSOR OPTIONS

SIMPLE WIRE-SAVING UNITS

WIRE-SAVING SYSTEMS

MEASUREMENT SENSORS

STATIC CONTROL DEVICES

ENDOSCOPE

LASER MARKERS

PLC / TERMINALS

HUMAN MACHINE INTERFACES

ENERGY CONSUMPTION VISUALIZATION COMPONENTS

FA COMPONENTS

MACHINE VISION SYSTEMS

UV CURING SYSTEMS

Selection Guide

Static Removers

Cleaning Box

Pluse Air-gun

Electrostatic Sensor

ER-Q

ER-F

ER-TF

ER-VW

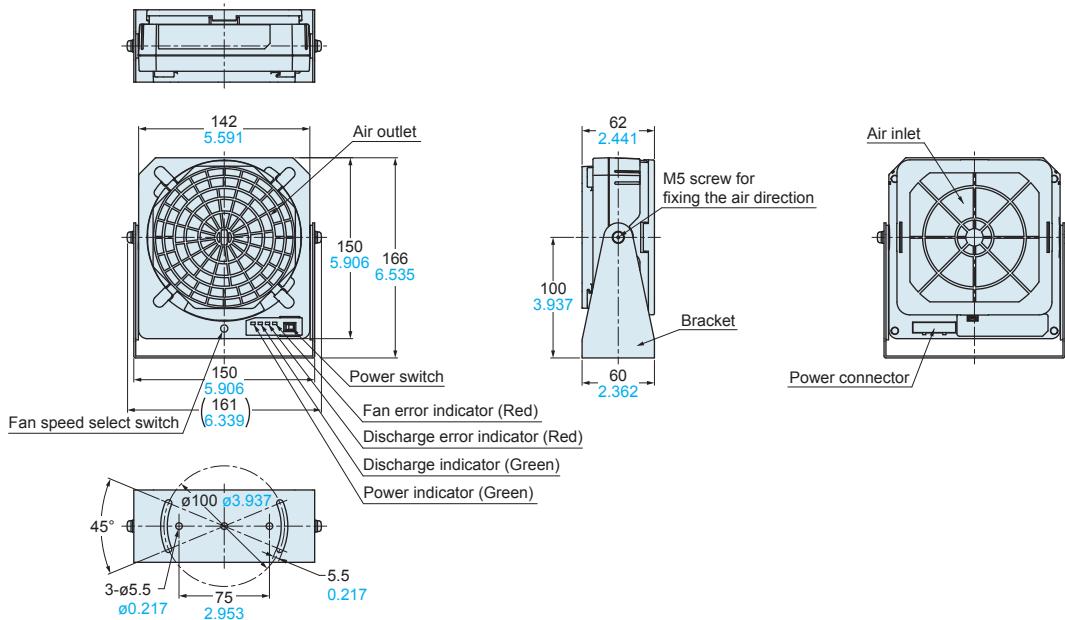
ER-V

DIMENSIONS (Unit: mm in)

The CAD data in the dimensions can be downloaded from our website.

ER-F12 ER-F12S

Ionizer main unit



Selection Guide

Static Removers

Cleaning Box

Pluse Air-gun

Electrostatic Sensor

ER-Q

ER-F

ER-TF

ER-VW

ER-V