



83893 plastic, for hinged guards Lever in middle 2-pole Part number 83893302



- Door hinge safety switches for monitoring guards or rotating housings on small machinery
- Plastic bodies and heads
- Stainless steel lever and fixing accessories
- Heads have 4 possible positions at 90°
- Positive opening contacts

Part numbers

Type	Type of contacts	Action
83 893 302 Lever in middle 2-pole	NC+NO break before make	Slow action

Specifications

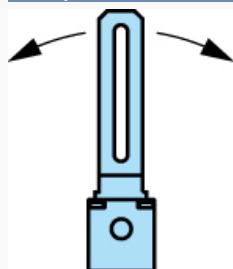
Minimum actuation speed	0,01 m/s
Environment	
Conforming to standards Products	IEC 947-5-1, EN 60 947-5-1, UL 508, CSA C22-2 no.14, JIS C4520 (See P.3/4)
Conforming to standards Machine assemblies	IEC 204-1, EN 60 204-1, EN 1088, EN 292
Certifications	UL, CSA
Protective treatment in normal operation	"TC" and "TH"
Temperature Use (°C)	-25 →+70
Storage temperature (°C)	-40 →+70
Vibration resistance according to IEC/EN 60068-2-6	
Schok resistance according to IEC 28-2-27	
Degree of protection according to IEC 529 and IEC 947-5-1	IP 67
Cable entry	One threaded hole for cable gland 11

Electrical characteristics

Assigned working characteristics	AC 15 A 300 Ue = 240 V, Ie = 3 A DC 13 Q 300 Ue = 250 V, Ie = 0.27 A
Assigned insulation voltage according to IEC 947-5-1	Ui = 500 V
Assigned insulation voltage according to UL 508, CSA C22-2 no.14	Ui = 300 V
Assigned impulse voltage according to IEC 947-5-1	Uimp = 6 KV
Thermal rating according to IEC 947-5-1	Ithe = 10 A
Electric shock protection Class 2 according to IEC 536	•
Resistance between terminals according to IEC 954-5-4	≤ 30 mΩ
Protection against short circuits	Cartridge fuse 10 A gG (gl)
Connection Screw clamp terminals	•
Clamping capacity with or without ferrule	min. 1 x 0,5 mm ² , max. 1,5 mm ²
Electrical life according to IEC 947-5-1 appendix C	

Tripping angle	5°
Minimum actuation torque (Nm)	0,1 Nm
Minimum positive opening torque (Nm)	0,25 Nm
Mechanical life (operating cycles)	10 ⁶
Cable entry according to NFC 68 300	1 PG 11
Weight (g)	145

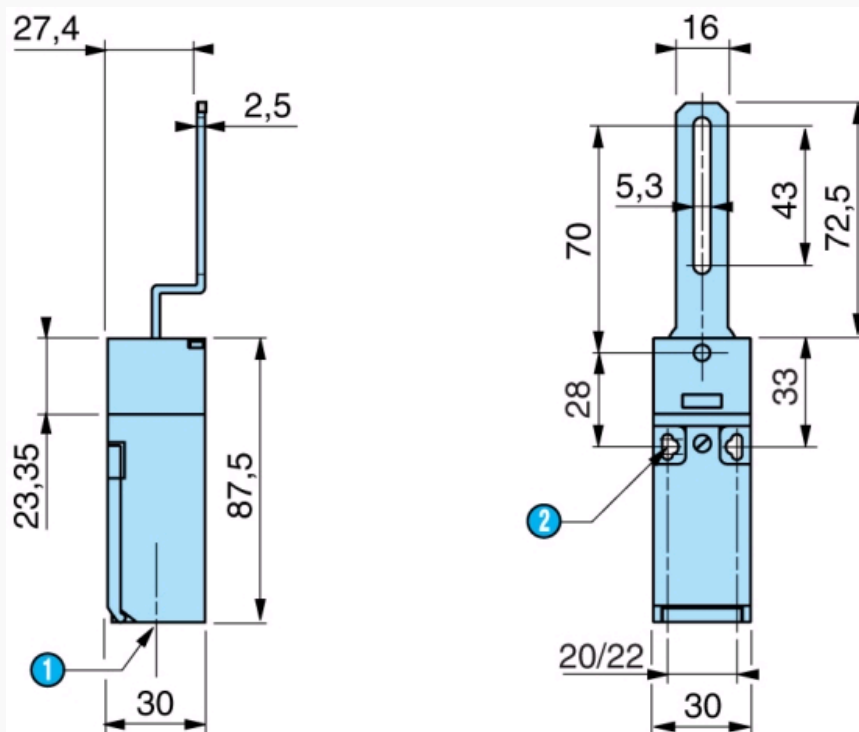
Principles



Dimensions (mm)

Product

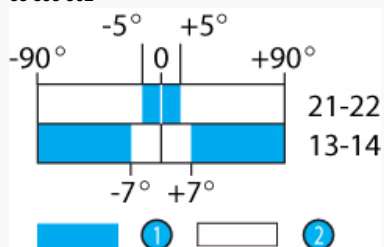
83 893 3



N°	Legend
1	1 threaded hole for cable gland 11
2	2 slots \varnothing 4.3 x 8.3 fixing centres 22 ; 2 holes \varnothing 4.3 fixing centres 20

Curves

83 893 302



N°	Legend
1	closed
2	open