

REV. X

FIG. 2  
-LC OPTION

(DIFFERENT AS SHOWN, OTHERWISE SAME AS FIG. 1)

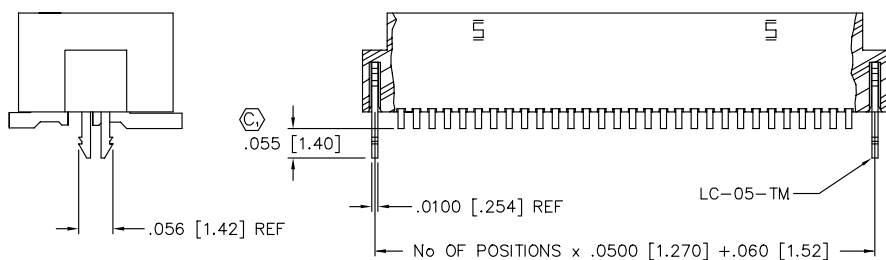
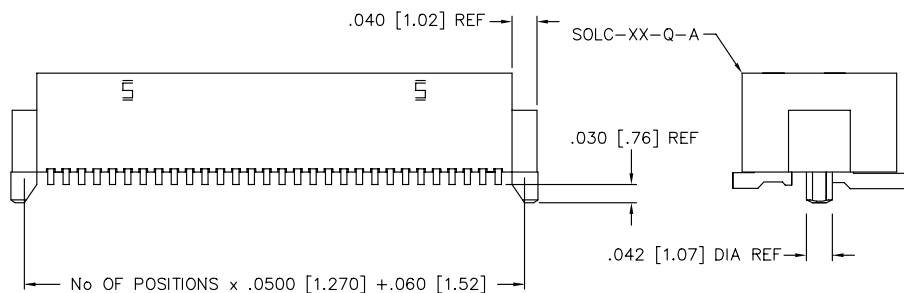


FIG. 3  
-A (MOLDED)

(DIFFERENT AS SHOWN, OTHERWISE SAME AS FIG. 1)



**PROPRIETARY NOTE**

THIS DOCUMENT CONTAINS INFORMATION  
CONFIDENTIAL AND PROPRIETARY TO  
SAMTEC INC. AND SHALL NOT BE  
REPRODUCED OR TRANSFERRED TO  
OTHER DOCUMENTS OR DISCLOSED TO  
OTHERS OR USED FOR ANY PURPOSE  
OTHER THAN THAT FOR WHICH IT WAS  
OBTAINED WITHOUT THE EXPRESSED  
WRITTEN CONSENT OF SAMTEC INC.

UNLESS OTHERWISE NOTED  
DIMENSIONS ARE IN INCHES TOLERANCES ARE:

ONE PLACE DECIMALS  $\pm .1$  THREE PLACE DECIMALS  $\pm .005$   
TWO PLACE DECIMALS  $\pm .01$  FOUR PLACE DECIMALS  $\pm .0020$

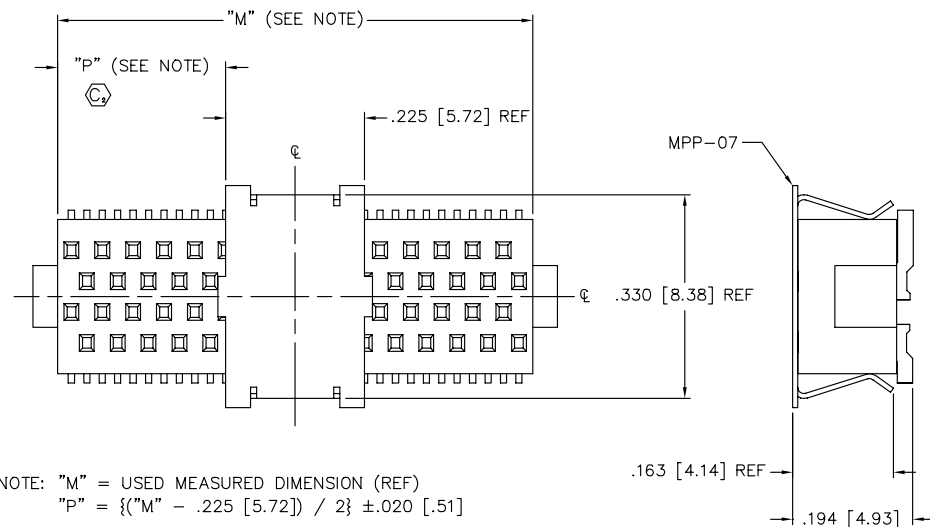
ANGLES  
 $\pm 5^\circ$

TITLE:  
QUAD ROW STAGGERED  
SMT SOCKET ASSEMBLY

DWG NO:  
SOLC-1XX-XX-XXX-Q-XX  
SHEET 2 OF 2

FIG. 4  
-P OPTION

(DIFFERENT AS SHOWN, OTHERWISE SAME AS FIG. 1)



NOTE: "M" = USED MEASURED DIMENSION (REF)  
"P" =  $\{("M" - .225 [5.72]) / 2\} \pm .020 [.51]$

NOTE: "R" = USED MEASURED DIMENSION (REF)  
"S" =  $\{("R" - .2756 [7.00]) / 2\} \pm .020 [.51]$

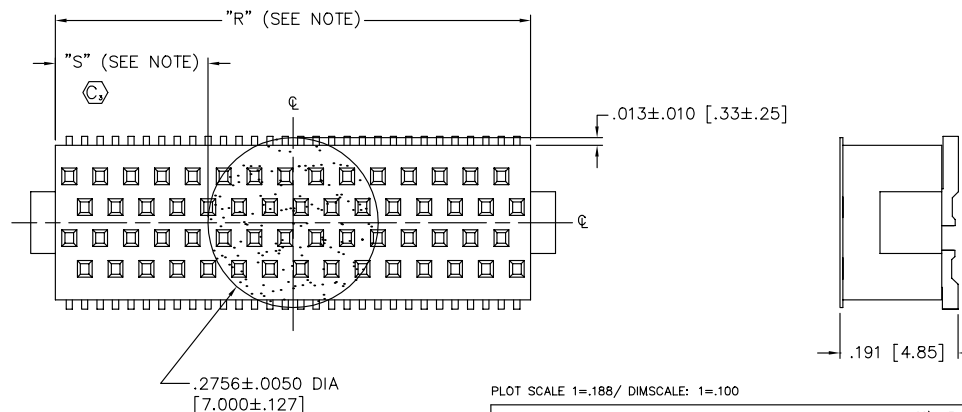


FIG. 5  
-K: POLYAMIDE FILM PAD  
(DIFFERENT AS SHOWN, OTHERWISE SAME AS FIG. 1)

PLOT SCALE 1=188/ DIMSCALE: 1=100

**samtec**

520 PARK EAST BLVD. NEW ALBANY, INDIANA 47150  
PHONE (812) 944-6733 P.O. BOX 1147  
CODE 55322

MADE BY:  
D PURVIS 12-30-96

SOLC-1XX-XX-XXX-Q-XX  
SHEET 2 OF 2