

Fuseholder Open Design, 5 x 20 mm, Solder, Cover



600 VAC/DC · 3.2 W/10 A10 A (UL/CSA)

**Description**

- Optional covers, see accessories
- 10 piece strip manually separable

Standards

- IEC 60127-6
- UL 4248-1
- CSA 22.2 no. 4248-1

Approvals

- UL File Number: E39328
- CSA File Number: 38456

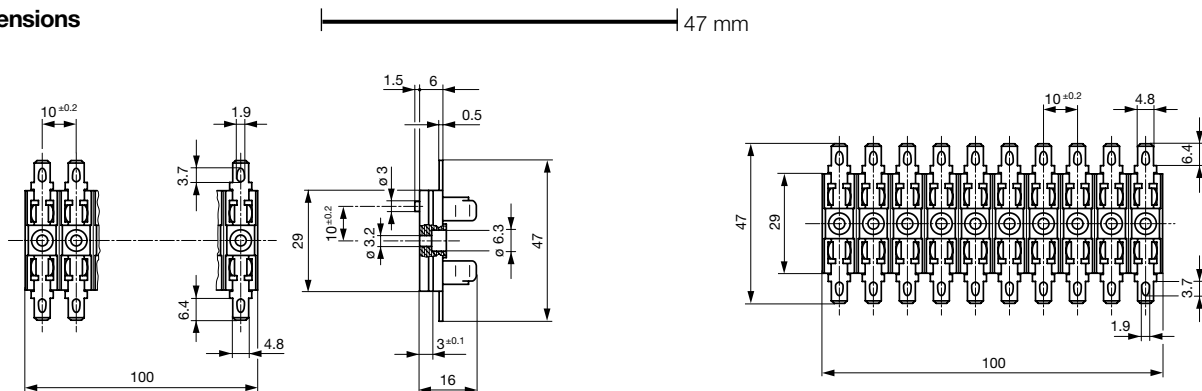
Weblinks

[pdf-datasheet](#), [html-datasheet](#), [General Product Information](#), [Approvals](#), [CE declaration of conformity](#), [RoHS](#), [CHINA-RoHS](#), [e-Shop](#), [SCHURTER-Stock-Check](#), [Distributor-Stock-Check](#), [Accessories](#), [Detailed request for product](#)

Technical Data

Fuse-Link	5 x 20 mm
Mounting	Screw
Mounting	Screw or Rivet
Terminal	Solder
Rated Voltage	600 VAC/DC
Rated current	10 A (UL/CSA)
Rated Power Acceptance IEC	3.2 W / 10 A @ Ta 23 °C 2.5 W / 10 A with cover, see derating curves
Degree of Protection	IP 00
Protection Class	Suitable for appliances with protection class I or II acc. to IEC 61140
Admissible Ambient Air Temp.	-40 °C to 85 °C
Climatic Category	40/085/21 acc. to IEC 60068-1
Material: Socket	Thermoset, black, UL 94V-0
Material: Cover	Thermoplastic Transparent UL 94V-0
Material: Terminals	Nickel-Silver
Unit Weight (Socket/Cap)	3.62 g
Storage Conditions	0 °C to 60 °C, max. 70% r.h.
Product Marking	Dielectric strength, Current, Approvals

Soldering Methods	Wave
Solderability	350 °C / 2 sec acc. to IEC 60068-2-20, Test Ta, method 2
Resistance to Soldering Heat	350 °C / 10 sec acc. to IEC 60068-2-20, Test Tb, method 2
Contact Resistance	< 5 mΩ at 20 mV
Dielectric Strength	> 3kV (50 Hz; 1 min)
Impulse Withstand Voltage	> 4kV between L-N
Insulation Resistance	> 10 MΩ between L-N (500 VDC; 1 min)
Overvoltage Category	I - III acc. to IEC 60664-1
Pollution Degree	1 - 3 acc. to IEC 60664-1

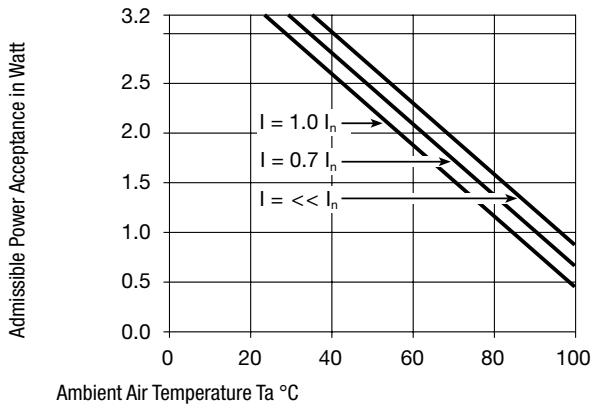
Dimensions

Variant 0031.5001

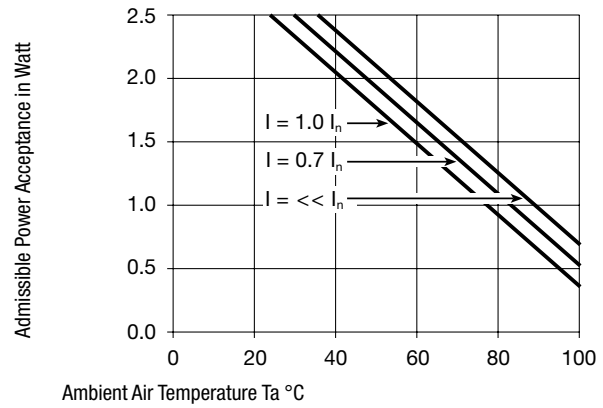
Variant 0031.5010

Derating Curves

without Cover



with cover



Variants

Holder	Strip	Order Number
●		0031.5001
	●	0031.5010

Packaging Unit

Bulk (100 pcs.)

Accessories

Description



Cover OG, UHB, UH

Cover for Holder OG (Clip) 5x20, OG (Halter) 5x20, UH, UHB

Transparent Cover 1.6 W, Transparent	0853.9561
Transparent Cover 2.5 W, Transparent	0853.9562