

**MICRO SWITCH**  
a Honeywell Division

FED. MFG. CODE 91 929

SWITCH - BASIC

CATALOG LISTING

V7-1B37D8

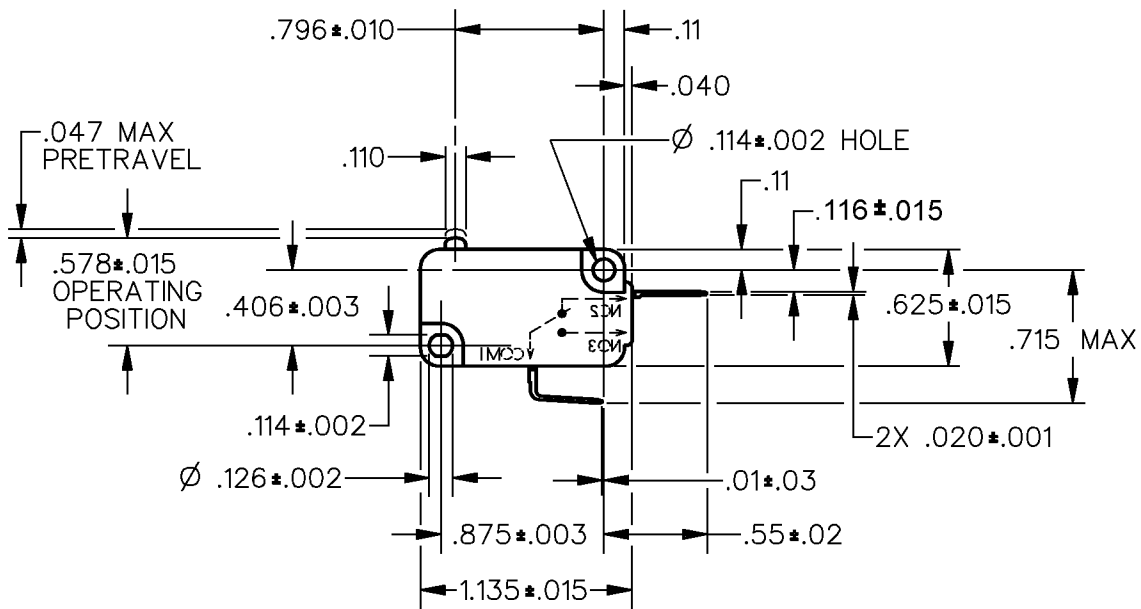
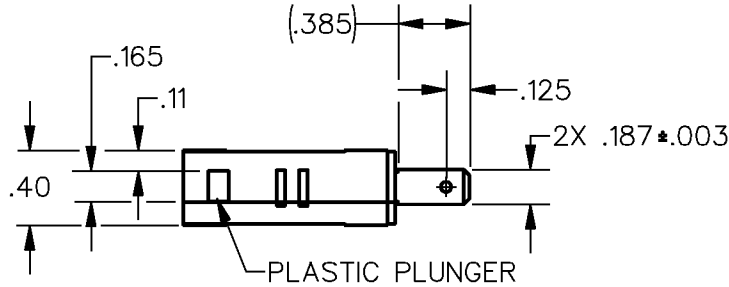
CW-B4729

CATALOG LISTING  
V7-1B37D8  
PAGE 1 OF 1  
RELEASE NO. PR-19239  
REPLACES  
ISSUE  
M  
4

REVISIONS

A	CO-76103	LJF	5 OCT 93
B	CO-92478	TSM	22 APR 98
C	0085964	SBH	30 JAN 12

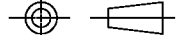
CHECK 30 JAN 12  
CHECK CMH  
CHECK 5 JUN 91  
CHECK D A W  
CHECK 5 JUN 91  
DRAWN WJC



ANSI Y14.5M-1982 APPLIES

THIS DRAWING COVERS A PROPRIETARY ITEM AND IS THE PROPERTY OF MICRO SWITCH, A DIVISION OF HONEYWELL. THIS DRAWING IS NOT TO BE COPIED OR USED WITHOUT THE APPROVAL OF MICRO SWITCH.

THIRD ANGLE PROJECTION



CHARACTERISTICS	ELECTRICAL DATA	SCALE	NONE	DO NOT SCALE PRINT
OPERATING FORCE --- 150 GRAMS MAX	CONTACT ARRANGEMENT S P N C	<b>UNLESS OTHERWISE SPECIFIED TOLERANCES ARE</b>		
RELEASE FORCE --- 25 GRAMS MIN	L156 11A 1/3HP 125, 250 OR 277 VAC			
DIFFERENTIAL TRAVEL --- .002-.010	1/2A 125 VDC, 1/4A 250 VDC	ONE PLACE (.0)	± .030	
OVERTRAVEL --- .050 MIN	4A 125 VAC "L"	TWO PLACE (.00)	± .015	
FREE POSITION --- .625 MAX		THREE PLACE (.000)	± .005	
RELEASE TRAVEL --- .010 MIN		ANGLES	±	
		WEIGHT		

